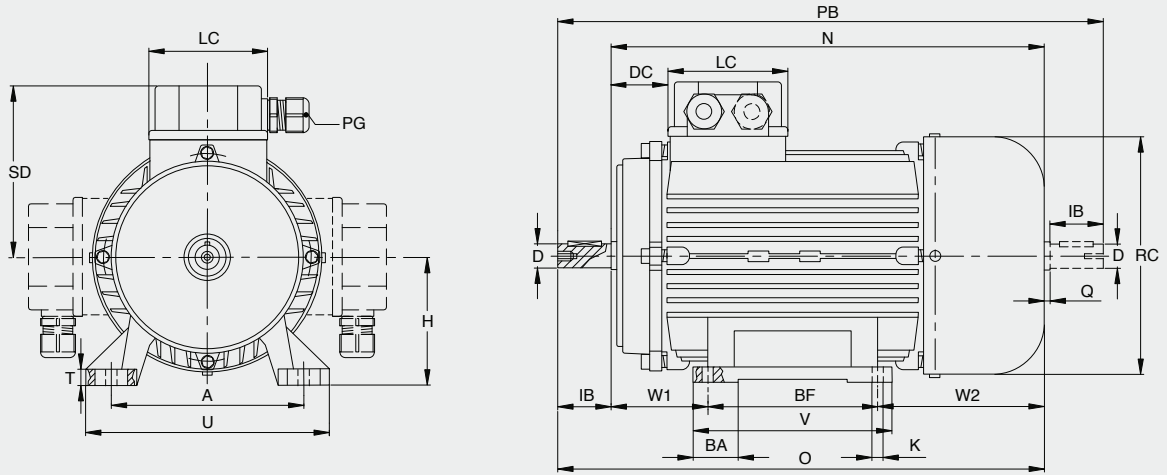


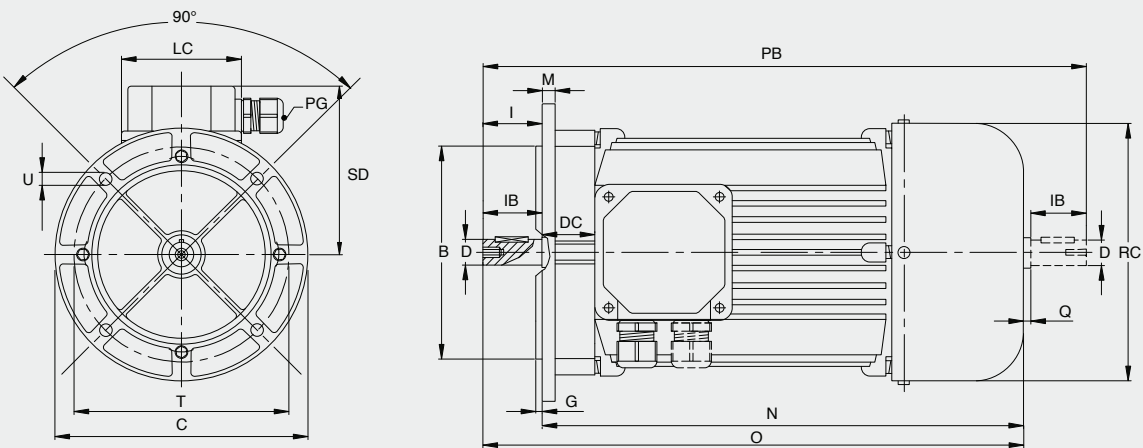
Dimensioni motori trifase e doppia polarità serie T - DP - HE2 - HE3** - IN
 Dimensions of three-phase and two-speed motors series T - DP - HE2 - HE3** - IN

In generale dalla grandezza 71 ÷ 200 piedi riportati / In generale dalla grandezza 71 ÷ 200 piedi riportati

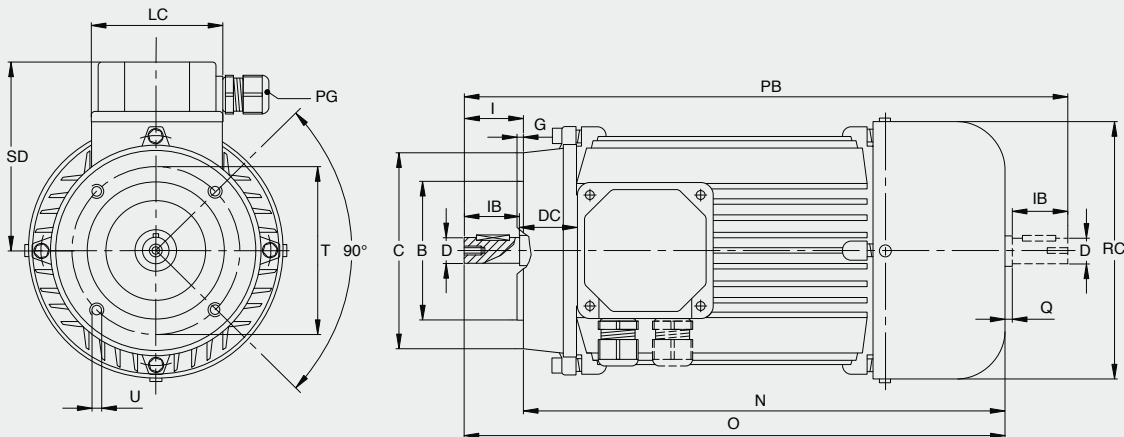
B3



B5



B14



* vedere pag. 45 ** su richiesta * see page 45 ** upon request

Tab. 37

Grand. / Size	50	56	63	71	80	90	100	112	132	160	180	200
F	3	3	4	5	6	8	8	8	10	12	14	16
D	9	9	11	14	19	24	28	28	38	42	48	55
GA	10,2	10,2	12,5	16,0	21,5	27,0	31,0	31,0	41,0	45,0	52,5	59,0
d		M4	M4	M5	M6	M8	M10	M10	M12	M16	M16	M20
LL	15	15	15	20	30	40	50	50	60	100	90	100

Grand. Size	Dimensioni / Dimensions																			B3	
	D	IB	A	BF	K	H	W1	W2	N	O	PG	RC	SD	TP	U	V	PB	Q	LC	DC	BA
56	9	20	90	71	6	56	36	61,0	168,0	188,0	M16	110	95	10	108	90	211,0	3	75	24	25
63	11	23	100	80	7	63	40	70,5	190,5	213,5	M16	123	100	10	120	105	239,5	3	75	28	27
71	14	30	112	90	8	71	48	80,0	218,0	248,0	M16	137	109	11	136	108	281,0	3	75	36	24
80	19	40	125	100	9	80	54	88,0	242,0	282,0	M20	156	123	13/14	154	125	326,0	4	91	35	30
90S	24	50	140	100	10	90	59	96,0	255,0	305,0	M20	176	128	13/15	170	130	358,0	3	91	40	30
90L	24	50	140	125	10	90	59	96,0	280,0	330,0	M20	176	128	13/15	170	155	383,0	3	91	40	32
100	28	60	160	140	13	100	63	109,0	312,0	372,0	M20	194	140	15/16	192	175	437,0	5	91	45	32
112	28	60	190	140	13	112	72	118,0	330,0	390,0	M20	218	148	15	224	176	455,0	5	91	47	34
132S	38	80	216	140	14	132	89	151,5	380,5	460,5	M32	258	177	16/18	260	180	546,5	6	106	57	37
132M	38	80	216	178	14	132	89	151,5	418,5	498,5	M32	258	177	16/18	260	218	584,5	6	106	57	37
160M	42	110	254	210	16	160	108	173,0	491,0	601,0	M32	309	220	18	318	260	718,0	7	165	118	52
160L	42	110	254	254	16	160	108	173,0	535,0	645,0	M32	309	220	18	318	304	-	-	165	118	52
180	48	110	280	280	16	180	120	210,0	610,0	720,0	M32	346	260	24	346	330	-	-	187	51	42
200	55	110	318	305	18	200	118	208,0	631,0	741,0	M32	348	260	26	398	355	-	-	187	62	54

Grand. Size	Dimensioni / Dimensions																			B5	
	D	I	B	C	G	M	N	O	PG	RC	SD	T	U	PB	Q	LC	DC	IB	LC	DC	BA
56	9	20	80	120	2,5	8,5	168,0	188,0	M16	110	95	100	7,0	211,0	3	75	24	20	75	24	25
63	11	23	95	140	2,5	10,0	190,5	213,5	M16	123	100	115	9,5	239,5	3	75	28	23	75	28	27
71	14	30	110	160	3,0	10,0	218,0	248,0	M16	137	109	130	9,5	281,0	3	75	36	30	75	36	24
80	19	40	130	200	3,0	11,0	242,0	282,0	M20	156	123	165	12,0	326,0	4	91	35	40	91	35	30
90S	24	50	130	200	3,5	10,0	255,0	305,0	M20	176	128	165	12,0	358,0	3	91	40	50	91	40	30
90L	24	50	130	200	3,5	10,0	280,0	330,0	M20	176	128	165	12,0	383,0	3	91	40	50	91	40	32
100	28	60	180	250	4,0	14,0	312,0	372,0	M20	194	140	215	14,5	437,0	5	91	45	60	91	45	32
112	28	60	180	250	4,0	14,0	330,0	390,0	M20	218	148	215	14,5	455,0	5	91	47	60	91	47	34
132S	38	80	230	300	4,0	20,0	380,5	460,5	M32	258	177	265	14,5	546,5	6	106	57	80	106	57	37
132M	38	80	230	300	4,0	20,0	418,5	498,5	M32	258	177	265	14,5	584,5	6	106	57	80	106	57	37
160M	42	110	250	350	5,0	20,0	491,0	601,0	M32	309	220	300	18,5	718,0	7	165	118	110	165	118	52
160L	42	110	250	350	5,0	20,0	535,0	645,0	M32	309	220	300	18,5	-	-	165	118	110	165	118	52
180	48	110	250	350	5,0	20,0	610,0	720,0	M32	346	260	300	19,0	-	-	187	51	110	187	51	42
200	55	110	300	400	5,0	20,0	631,0	741,0	M32	348	260	350	19,0	-	-	187	62	110	187	62	54

Grand. Size	Dimensioni / Dimensions																			B14	
	D	I	B	C	G	N	O	PG	RC	SD	T	U	PB	Q	LC	DC	IB				
50A	9	20	50	80	2,5	125,0	145,0	M16	98	77	65	M5	-	-	56	20	20				
50B	9	20	50	80	2,5	141,0	161,0	M16	98	77	65	M5	184,0	3	64	23	20				
56	9	20	50	80	2,5	168,0	188,0	M16	110	95	65	M5	211,0	3	75	24	20				
63	11	23	60	90	2,5	190,5	213,5	M16	123	100	75	M5	239,5	3	75	28	23				
71	14	30	70	105	3,0	218,0	248,0	M16	137	109	85	M6	281,0	3	75	36	30				
80	19	40	80	120	3,0	242,0	282,0	M20	156	123	100	M6	326,0	4	91	35	40				
90S	24	50	95	140	3,0	255,0	305,0	M20	176	128	115	M8	358,0	3	91	40	50				
90L	24	50	95	140	3,0	280,0	330,0	M20	176	128	115	M8	383,0	3	91	40	50				
100	28	60	110	160	4,0	312,0	372,0	M20	194	140	130	M8	437,0	5	91	45	60				
112	28	60	110	160	4,0	330,0	390,0	M20	218	148	130	M8	455,0	5	91	47	60				
132S	38	80	130	200	4,0	380,5	460,5	M32	258	177	165	M10	546,5	6	106	57	80				
132M	38	80	130	200	4,0	418,5	498,5	M32	258	177	165	M10	584,5	6	106	57	80				
160M	42	110	180	250	4,0	491,0	601,0	M32	309	220	215	M12	718,0	7	165	118	110				
160L	42	110	180	250	4,0	535,0	645,0	M32	309	220	215	M12	-	-	165	118	110				

B14 - grandezze 180 / 200 disponibili su richiesta B14 - sizes 180 / 200 available on request